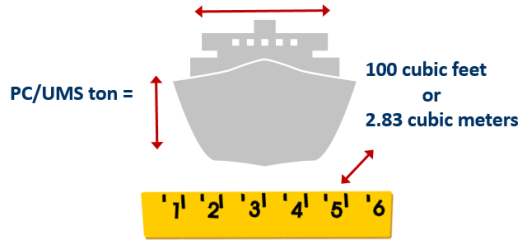


Tolls Calculation Guide for a General Cargo Vessel and Container Breakbulk Vessels

General Cargo vessels toll structure including Container Breakbulk vessels:

Rate for Panama Canal Net Tonnage (PC/UMS)



Differentiated TEU toll tariff for TEU carried above deck



Total Tolls



Example #1: Laden vessel – capacity 18,032 PC/UMS + 175 TEU above deck (1 reefer TEU + 4 empty TEU + 170 dry TEU)

$$\begin{array}{l} 10,000 \text{ PC/UMS} \times \$5.25 = \$52,500.00 \\ 8,032 \text{ PC/UMS} \times \$5.14 = \$41,284.48 \\ \hline 18,032 \text{ PC/UMS} \quad \quad \quad \mathbf{\$93,784.48} \end{array}$$

Multiplying by \$5.25 the first 10K PC/UMS tons of capacity + Multiplying by \$5.14 the rest of PC/UMS tons of capacity, results in **Total PC/UMS Tolls**



$$\begin{array}{l} 1 \text{ reefer TEU} \times \$110.00 = \$110.00 \\ 4 \text{ empty TEU} \times \$60.00 = \$240.00 \\ 170 \text{ dry TEU} \times \$100.00 = \$17,000.00 \\ \hline \mathbf{\$17,350.00} \end{array}$$

Apply a differentiated TEU toll tariff for type of TEU carried above deck results in **Total TEU Tolls**



\$111,134.48

Adding Total PC/UMS Toll and Total TEU Toll results in **Total Tolls**

Example #2: Ballast vessel – capacity 26,000 PC/UMS

$$\begin{array}{l} 10,000 \text{ PC/UMS} \times \$4.19 = \$41,900.00 \\ 10,000 \text{ PC/UMS} \times \$4.12 = \$41,200.00 \\ 6,000 \text{ PC/UMS} \times \$4.05 = \$24,300.00 \\ \hline 26,000 \text{ CP/SUAB} \quad \quad \quad \mathbf{\$107,400.00} \end{array}$$

Multiplying by \$4.19 the first 10K PC/UMS tons of capacity + Multiplying by \$4.12 the second 10K of PC/UMS tons of capacity + Multiplying by \$4.05 the rest of PC/UMS tons of capacity, results in **Total PC/UMS Tolls**



$$\begin{array}{l} 0 \text{ reefer TEU} \times \$110.00 = \\ 0 \text{ empty TEU} \times \$60.00 = \\ 0 \text{ dry TEU} \times \$100.00 = \\ \hline \mathbf{\$0.00} \end{array}$$

Apply a differentiated TEU toll tariff for type of TEU carried above deck results in **Total TEU Tolls**



\$107,400.00

Adding Total PC/UMS Toll and Total TEU Toll results in **Total Tolls**

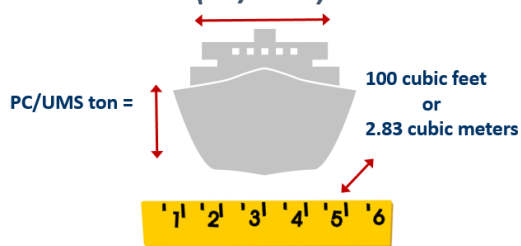
For further details about toll structure please refer to:

- Tolls tables Source: <https://tolls.panama-canal.com/pdf/2020/FY2020-ApprovedTolls.pdf>
- Toll Calculator Source: <https://peajes.panama-canal.com/ppal.aspx>

Tolls Calculation Guide for a Refrigerated Cargo Vessel

Refrigerated Cargo Vessel toll structure:


Rate for Panama Canal Net Tonnage (PC/UMS)



Differentiated TEU toll tariff for TEU carried above deck



Total Tolls



Example #1: Laden vessel – capacity 11,200 PC/UMS + 200 TEU above deck

$$\begin{array}{r} 10,000 \text{ PC/UMS} \times \$4.42 = \$44,200.00 \\ \underline{1,200 \text{ PC/UMS} \times \$4.33 = \$5,196.00} \\ 11,200 \text{ PC/UMS} \qquad \qquad \qquad \mathbf{\$49,396.00} \end{array}$$

Multiplying by \$4.42 the first 10K PC/UMS tons of capacity + Multiplying by \$4.33 the rest of PC/UMS tons of capacity, results in **Total PC/UMS Tolls**



$$\begin{array}{r} 190 \text{ reefer TEU} \times \$110.00 = \$20,900.00 \\ 1 \text{ empty TEU} \times \$60.00 = \$60.00 \\ 9 \text{ dry TEU} \times \$100.00 = \$900.00 \\ \hline \mathbf{\$21,860.00} \end{array}$$

Apply a differentiated TEU toll tariff for type of TEU carried above deck results in **Total TEU Tolls**



\$71,256.00

Adding Total PC/UMS Toll and Total TEU Toll results in **Total Tolls**

Example #2: Ballast vessel – capacity 8,600 PC/UMS

$$\begin{array}{r} 8,600 \text{ PC/UMS} \times \$3.53 = \$30,358.00 \\ \mathbf{\$30,358.00} \end{array}$$

Multiplying by \$3.53 the first 10K PC/UMS tons of capacity, in this case 8,600 PC/UMS tons, results in **Total PC/UMS Tolls**



$$\begin{array}{r} 0 \text{ reefer TEU} \times \$110.00 = \\ 0 \text{ empty TEU} \times \$60.00 = \\ 0 \text{ dry TEU} \times \$100.00 = \\ \mathbf{\$0.00} \end{array}$$

Apply a differentiated TEU toll tariff for type of TEU carried above deck results in **Total TEU Tolls**



\$30,358.00

Adding Total PC/UMS Toll and Total TEU Toll results in **Total Tolls**

For further details about toll structure please refer to:

- [Tolls tables](https://tolls.panama-canal.com/pdf/2020/FY2020-ApprovedTolls.pdf) Source: <https://tolls.panama-canal.com/pdf/2020/FY2020-ApprovedTolls.pdf>
- [Toll Calculator](https://peajes.panama-canal.com/ppal.aspx) Source: <https://peajes.panama-canal.com/ppal.aspx>